

# Service Charge Total (including Reserves)

- Analysis (next three pages) shows 2018-2025 Totals, major components being:
  - Reserve Fund Demand (specially 2025 onwards)
  - Wages & Salaries (ever increasing, for same/reduced service?)
  - Village Charge (CHL – for 'common parts')
  - Insurance (ever increasing)
  - Management Fee (Metrus - percentage of service charge raised)
  - Electricity (in 'spike' years)

### Service Charges with/without Reserve Demands

1,200,000

1,000,000

800,000

600,000

400,000

200,000

2018

2019

2020

2021

2022

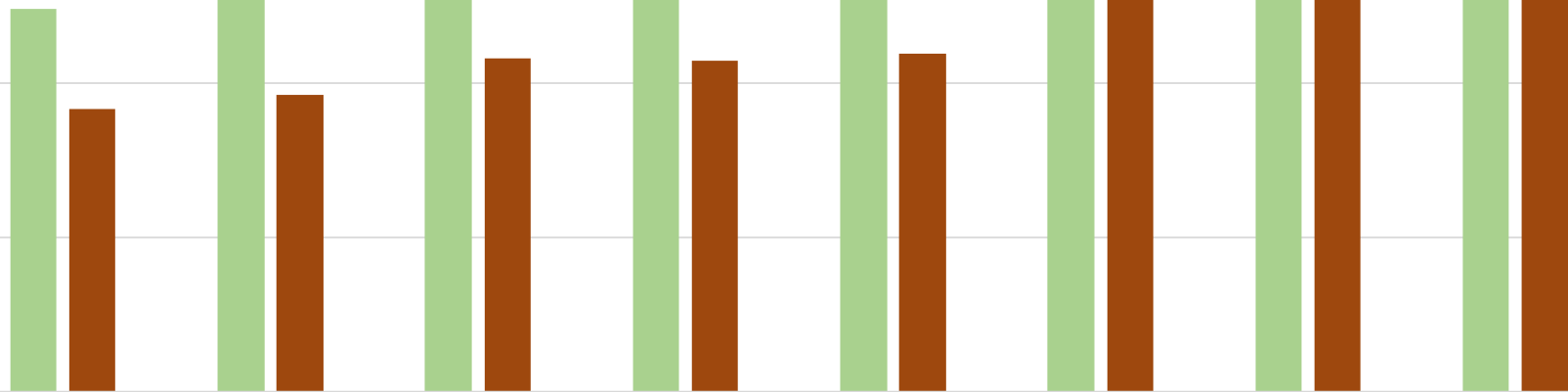
2023

2024

2025

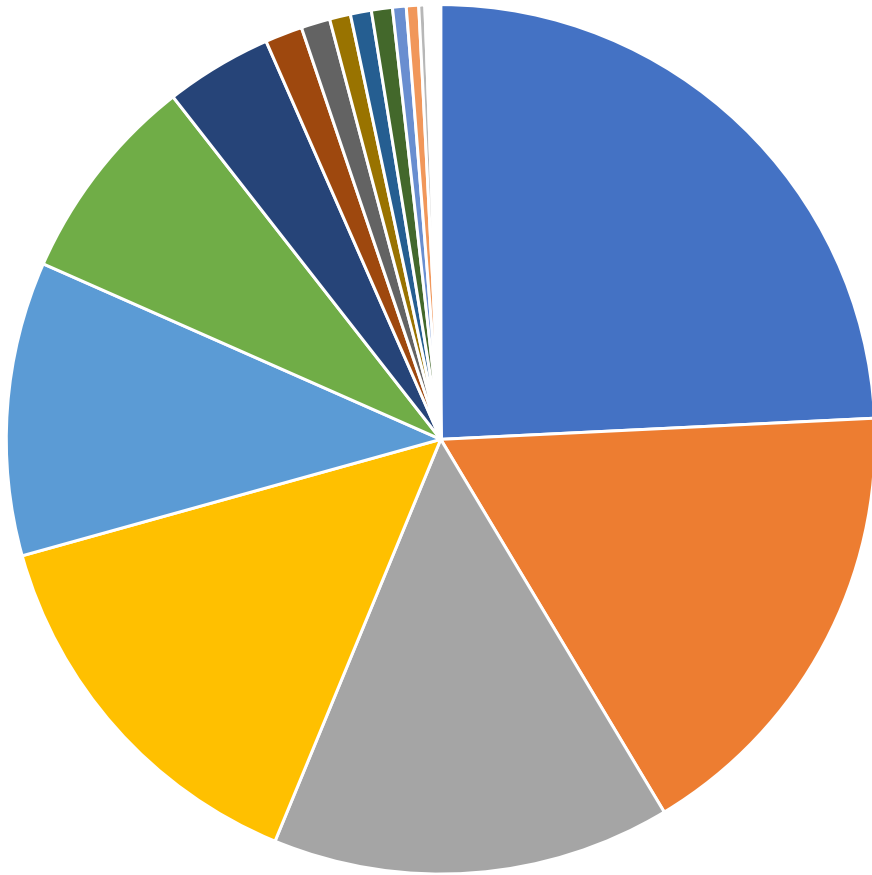
Service Charge WITH Reserves

Service Charge WITHOUT Reserves

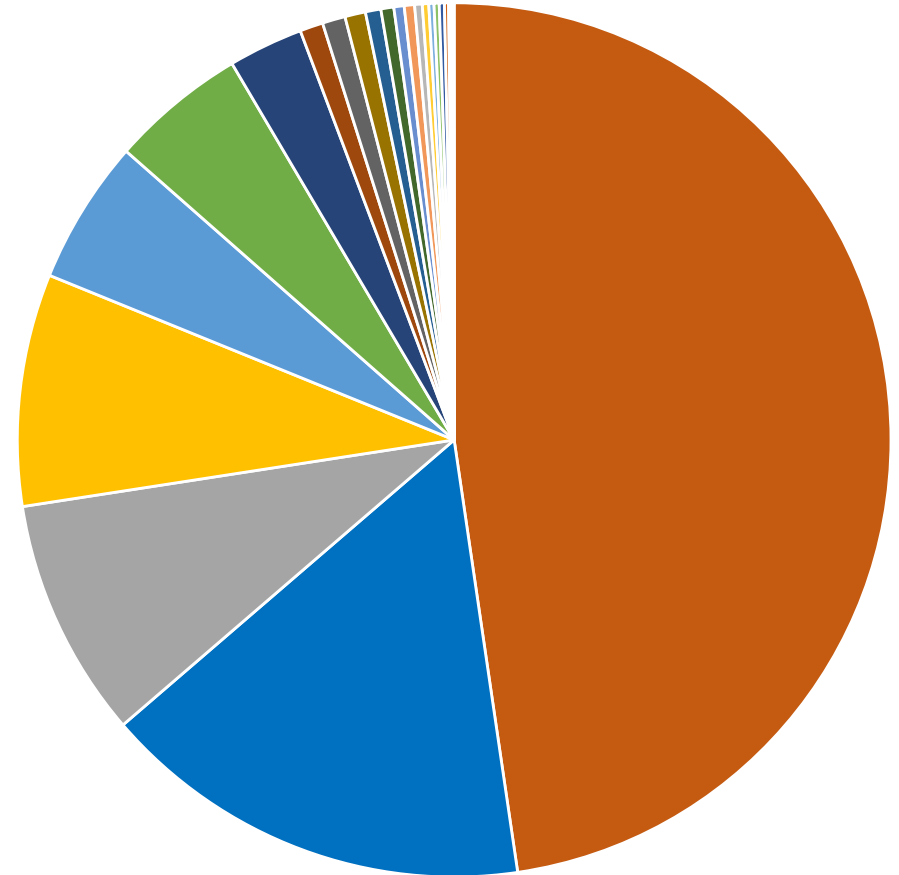




2024



2025



- Wages
- Reserve In
- Insurance
- Village SC
- Electricity
- Management Fee
- Cleaning
- Lift
- Electrical
- Drains
- External Repairs
- Internal Repairs
- Fire H&S
- Accountancy
- IT Costs
- Phones/Radios
- Legal Fees
- Pest Control